

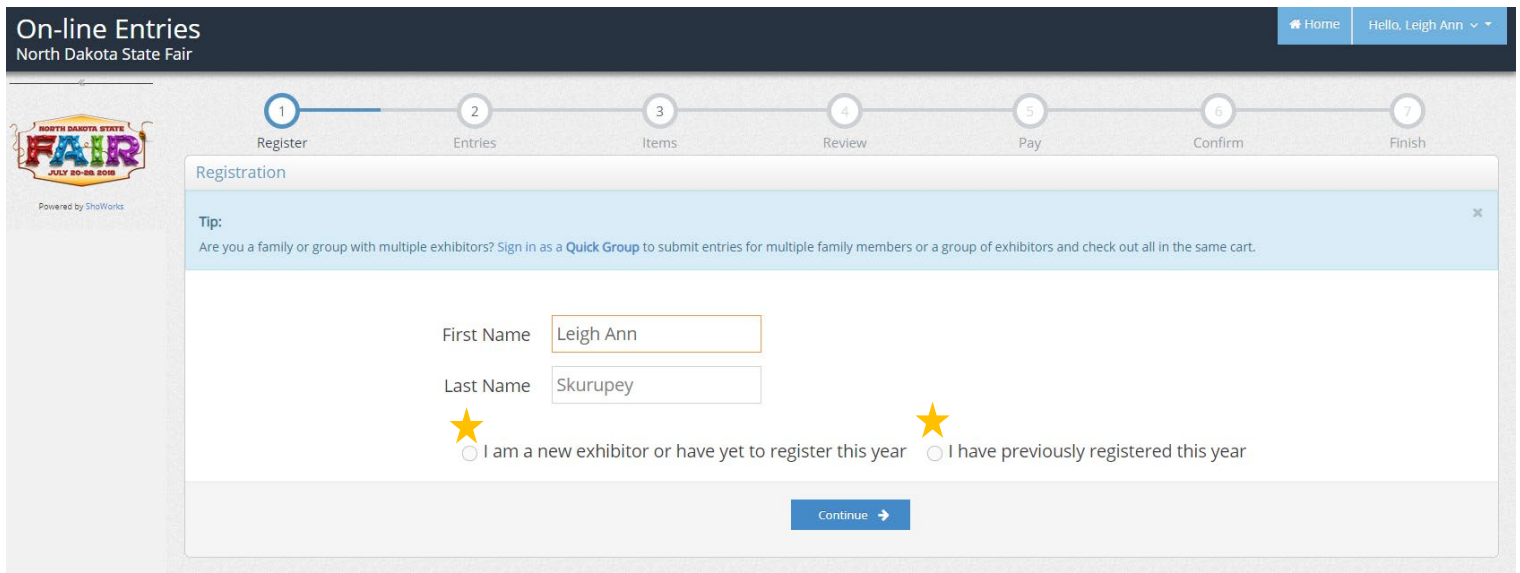
## I need to enter multiple shows at the North Dakota State Fair, how can I do this without **re-entering** the animal's information *multiple* times?

When registering for the North Dakota State fair, one can save time by entering the same animal in multiple shows using the *Auto-fill from previous* option. For example, if I had a market steer that I wanted to show in both 4-H, the open show and the junior show, I can register that animal without having to input the animal's entire information twice. Follow the below directions to learn how to accomplish *Auto-fill from previous*:

### STEP ONE: Register.

Input your name and select if you are a new exhibitor or if you have previously entered **this** year. You will notice the **blue tip** asking if you are a family or group with **multiple** exhibitors. If so, you can sign in as **Quick Group** to check out all in the same cart.

**NOTE:** you will need your Youth for the Quality Care of Animals certificate number (YQCA) when registering 4-H livestock animals. To re-certify each year, please visit [YQCA.org](http://YQCA.org). Sign in with your 4HOnline to acquire your certification number. Certify before July 15 of each year. **YQCA is required to show your livestock in all 4-H livestock shows.**



On-line Entries  
North Dakota State Fair

Home Hello, Leigh Ann

1 Register 2 Entries 3 Items 4 Review 5 Pay 6 Confirm 7 Finish

Registration

Tip:  
Are you a family or group with multiple exhibitors? Sign in as a Quick Group to submit entries for multiple family members or a group of exhibitors and check out all in the same cart.

First Name Leigh Ann

Last Name Skurupey

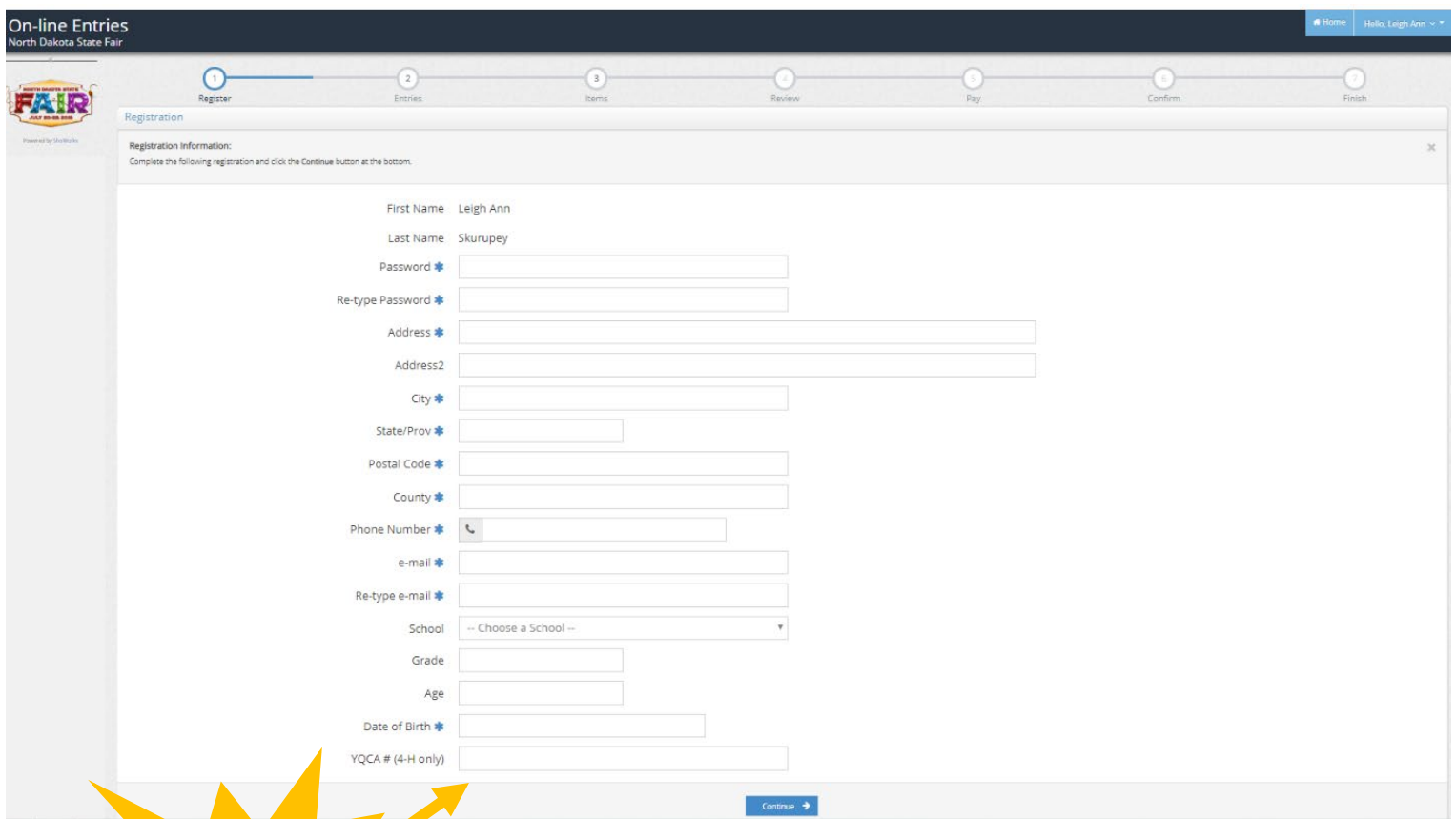
I am a new exhibitor or have yet to register this year  I have previously registered this year

Continue →

**STEP TWO:** Registration Information.

Input your information. Write down your **password** in a safe location just in case you need save your registration to login again. Once you click continue, you will see all of the information you input that will be associated with your name. Click *Continue* again at the bottom of the page to move on to *Entries*.

**NOTE:** This is where you will input your **YQCA number** if you are competing in a 4-H livestock event.



On-line Entries  
North Dakota State Fair

1 Register 2 Entries 3 Items 4 Review 5 Pay 6 Confirm 7 Finish

Registration Information:  
Complete the following registration and click the Continue button at the bottom.

First Name Leigh Ann  
Last Name Skurupey  
Password \*  
Re-type Password \*  
Address \*  
Address2  
City \*  
State/Prov \*  
Postal Code \*  
County \*  
Phone Number \*  
e-mail \*  
Re-type e-mail \*  
School -- Choose a School --  
Grade  
Age  
Date of Birth \*  
YQCA # (4-H only)

Continue →



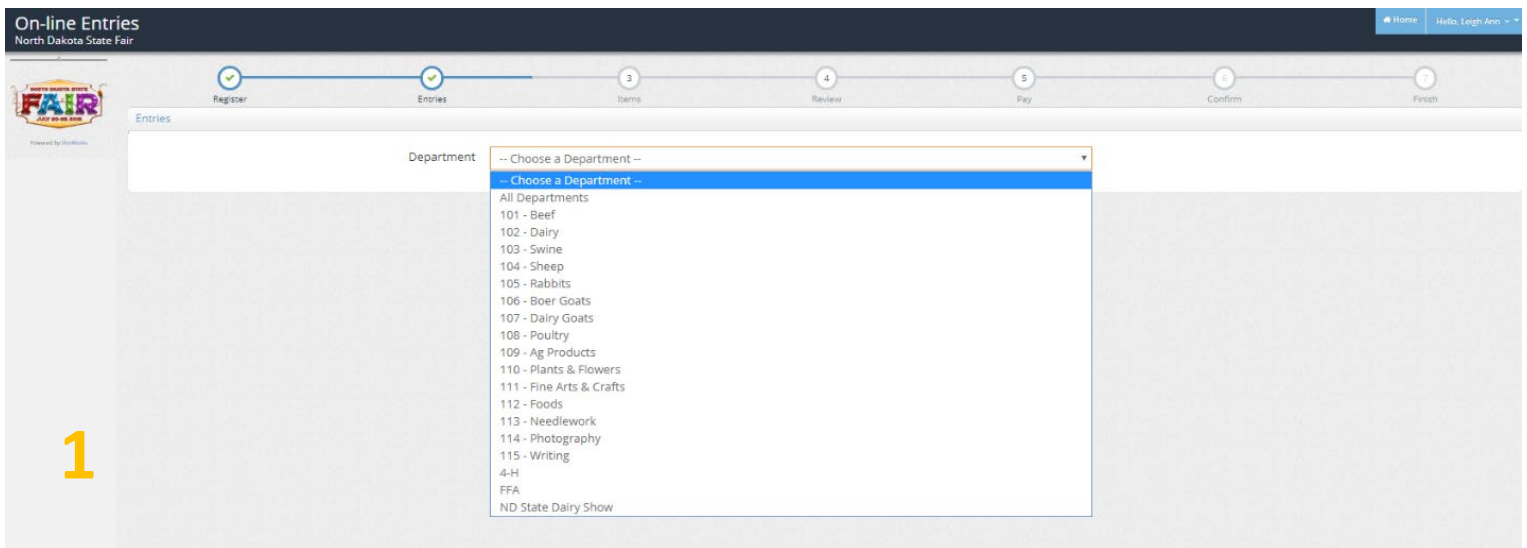
YQCA  
number!

### STEP THREE: Entries - Department.

Choose a department. You can start wherever you would like. If you are entering the same animal in **4-H** and the **101 – Beef**, you can start in either department. For the purposes of this document, I will start in 4-H.

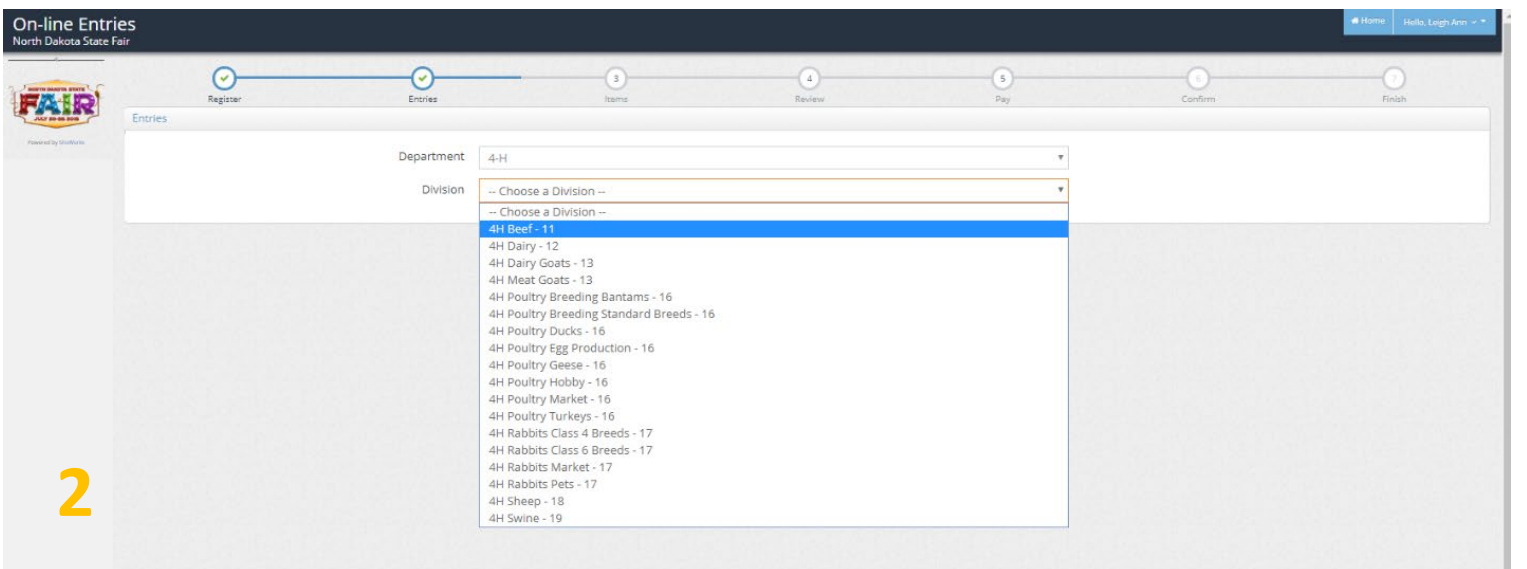
**My Example Scenario:** I have a 4-H'er that needs to enter a Hereford steer, Buba, in the 4-H Senior Showmanship and the 4-H Market beef steer class. The 4-H'er also would like to enter Buba in the Open Market Steer show and the Junior Beef Show.

**First** I choose the 4-H Department. **Second** I choose the 4-H Beef option.



**1**

The screenshot shows the 'On-line Entries' interface for the North Dakota State Fair. A progress bar at the top indicates the current step is 'Entries'. A dropdown menu for 'Department' is open, showing a list of options including '4-H' and 'FFA'. A large yellow number '1' is overlaid on the left side of the screen.



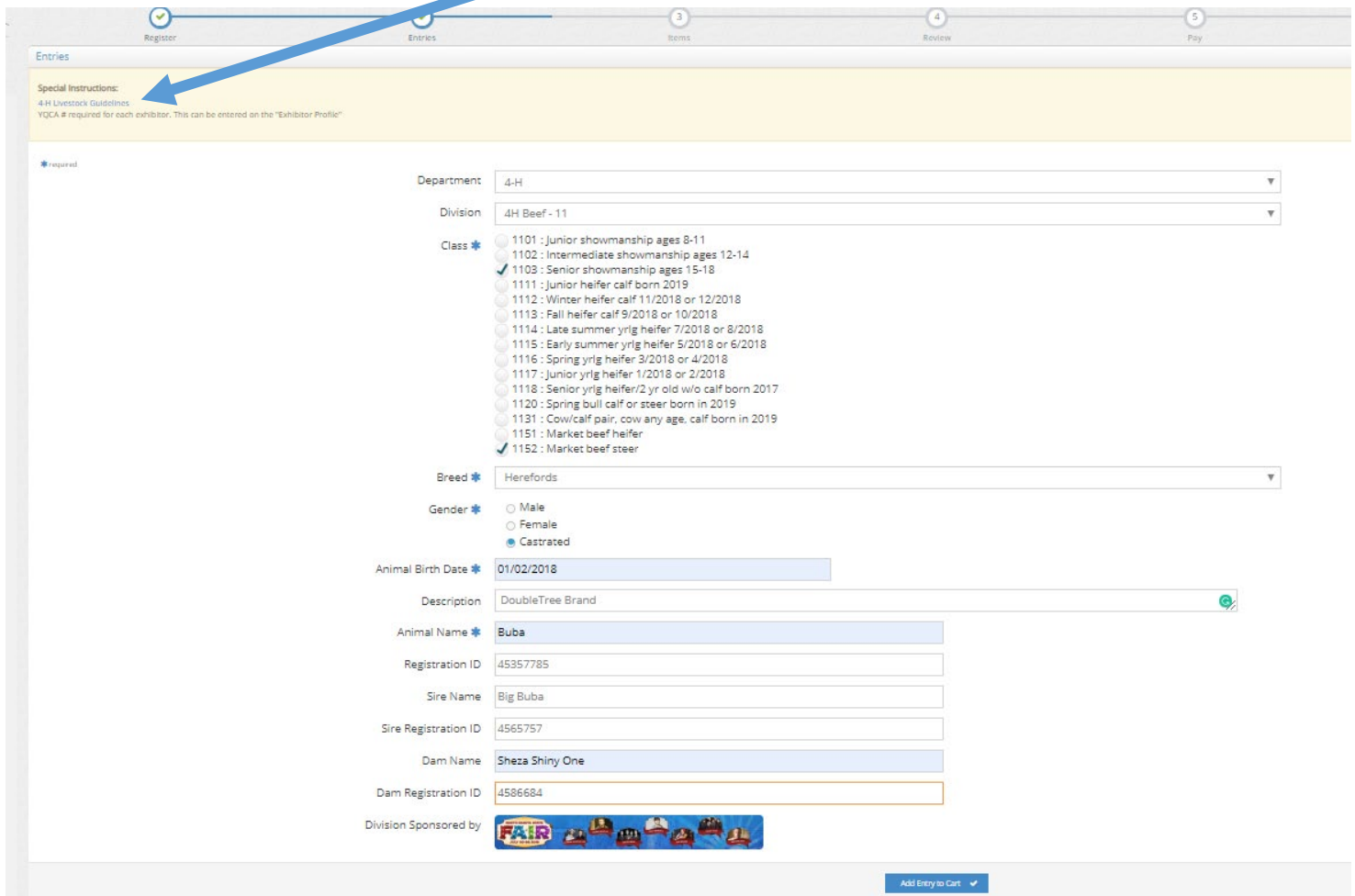
**2**

The screenshot shows the 'On-line Entries' interface for the North Dakota State Fair. The 'Department' dropdown is now set to '4-H'. A second dropdown menu for 'Division' is open, showing a list of options including '4H Beef - 11'. A large yellow number '2' is overlaid on the left side of the screen.

**STEP FOUR:** Fill in special instructions regarding your animal.

I have now entered Buba's information in the 4-H Division and selected the 4-H Beef classes Buba needs to be entered in. To finish this entry, click **Add Entry to Cart** at the bottom of the page.

If you have any **questions regarding the North Dakota State Fair 4-H Livestock guidelines** for entering 4-H livestock, you can select the **blue link** at the top of the page under *Special Instructions* to bring up the guide.



Register   Entries   Items   Review   Pay

Entries

**Special Instructions:**  
4-H Livestock Guidelines  
YDCA # required for each exhibitor. This can be entered on the "Exhibitor Profile"

**required**

Department: 4-H

Division: 4H Beef - 11

Class \*  
 1101 : Junior showmanship ages 8-11  
 1102 : Intermediate showmanship ages 12-14  
 1103 : Senior showmanship ages 15-18  
 1111 : Junior heifer calf born 2019  
 1112 : Winter heifer calf 11/2018 or 12/2018  
 1113 : Fall heifer calf 9/2018 or 10/2018  
 1114 : Late summer yrkg heifer 7/2018 or 8/2018  
 1115 : Early summer yrkg heifer 5/2018 or 6/2018  
 1116 : Spring yrkg heifer 3/2018 or 4/2018  
 1117 : Junior yrkg heifer 1/2018 or 2/2018  
 1118 : Senior yrkg heifer/2 yr old w/o calf born 2017  
 1120 : Spring bull calf or steer born in 2019  
 1131 : Cow/calf pair, cow any age, calf born in 2019  
 1151 : Market beef heifer  
 1152 : Market beef steer

Breed \* Herefords

Gender \*  
 Male  
 Female  
 Castrated

Animal Birth Date \* 01/02/2018

Description DoubleTree Brand

Animal Name \* Buba


Registration ID 45357785

Sire Name Big Buba

Sire Registration ID 4565757

Dam Name Sheza Shiny One

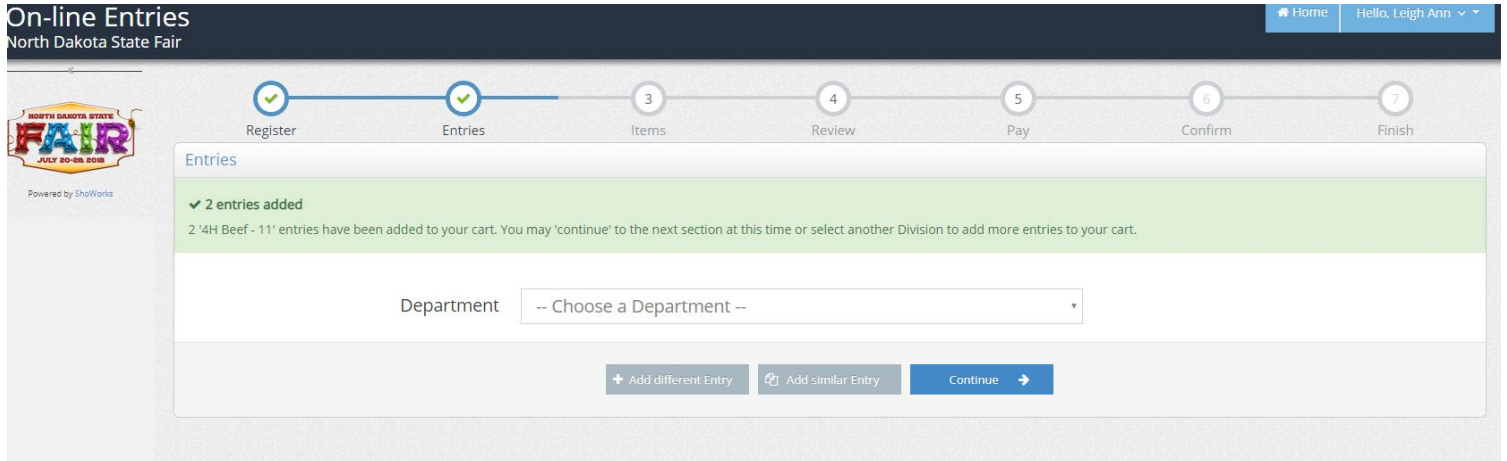
Dam Registration ID 4586684

Division Sponsored by 

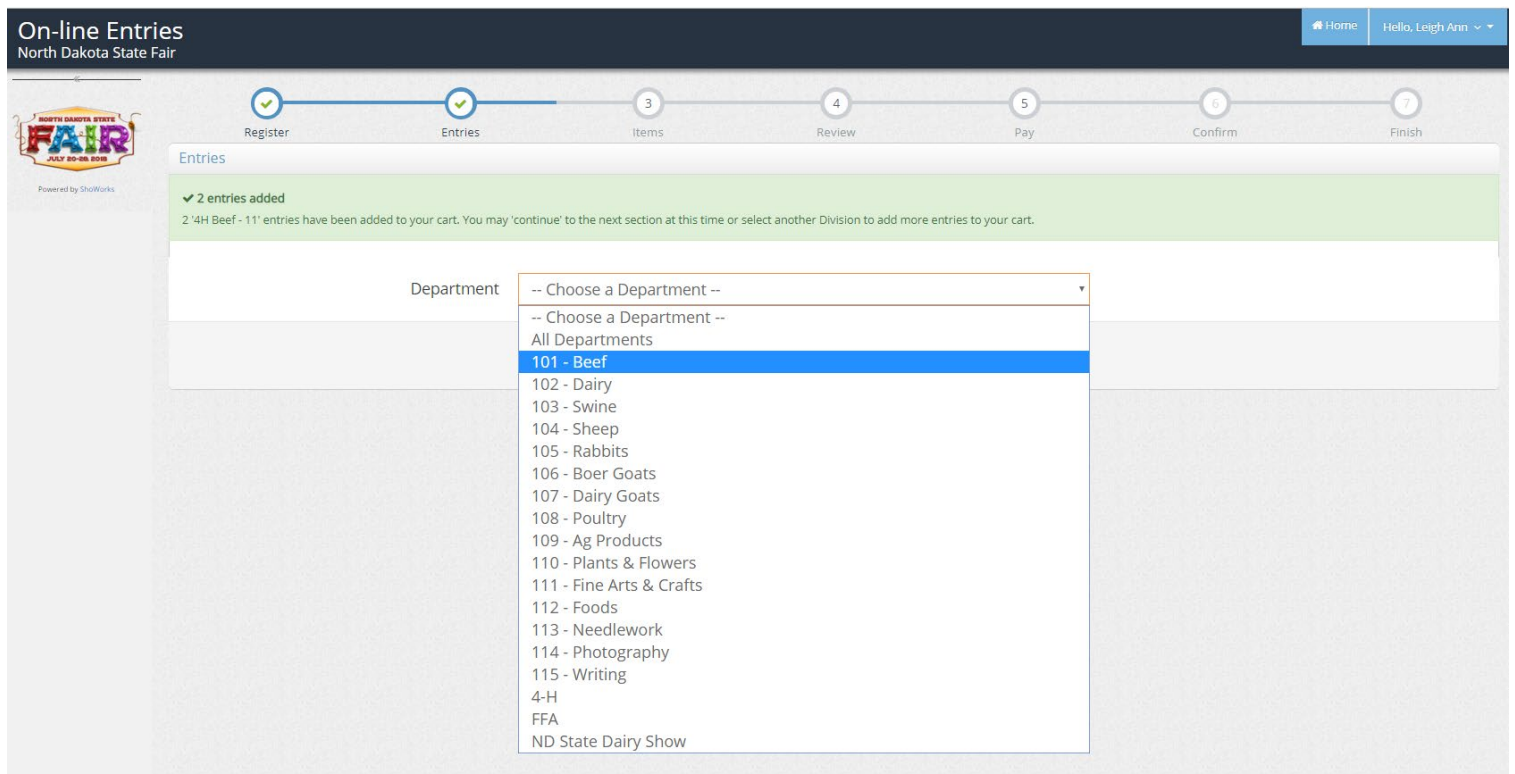
**Add Entry to Cart**

**STEP FIVE: Add that SAME animal to another show.**

I now want to add Buba to the Open Show Market Beef class. After selecting *Add Entry to Cart* it will bring you to this screen:



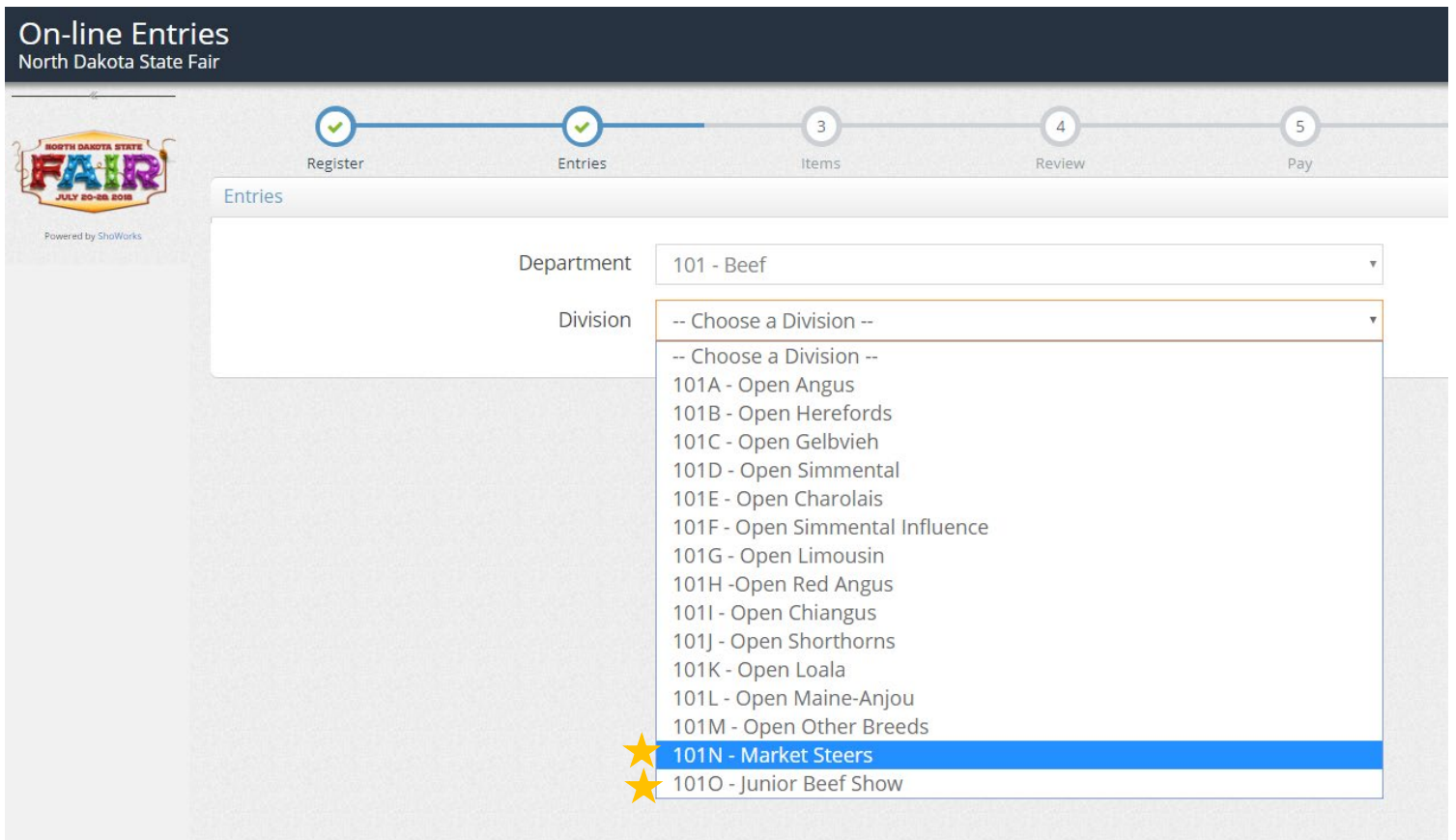
Select the next animal department you need to enter in with your same animal. In this case, Buba is a beef animal so I will select 101 - Beef.



### STEP SIX: Next Division.

Once you select the Department it will automatically bring up the next dropdown so you can select the Division to enter. I will select the Market Steers lot 101N division first, and then I will want the 101O – Junior Beef divisions once I have finished this division.

Because there are multiple classes within a division to choose from, you cannot select multiple divisions or departments at the same time. Being able to enter each division individually allows for the organization of all classes within a division.



**On-line Entries**  
North Dakota State Fair

Register Entries Items Review Pay

Department 101 - Beef

Division

- Choose a Division --
- 101A - Open Angus
- 101B - Open Herefords
- 101C - Open Gelbvieh
- 101D - Open Simmental
- 101E - Open Charolais
- 101F - Open Simmental Influence
- 101G - Open Limousin
- 101H - Open Red Angus
- 101I - Open Chiangus
- 101J - Open Shorthorns
- 101K - Open Loala
- 101L - Open Maine-Anjou
- 101M - Open Other Breeds
- ★ 101N - Market Steers
- ★ 101O - Junior Beef Show

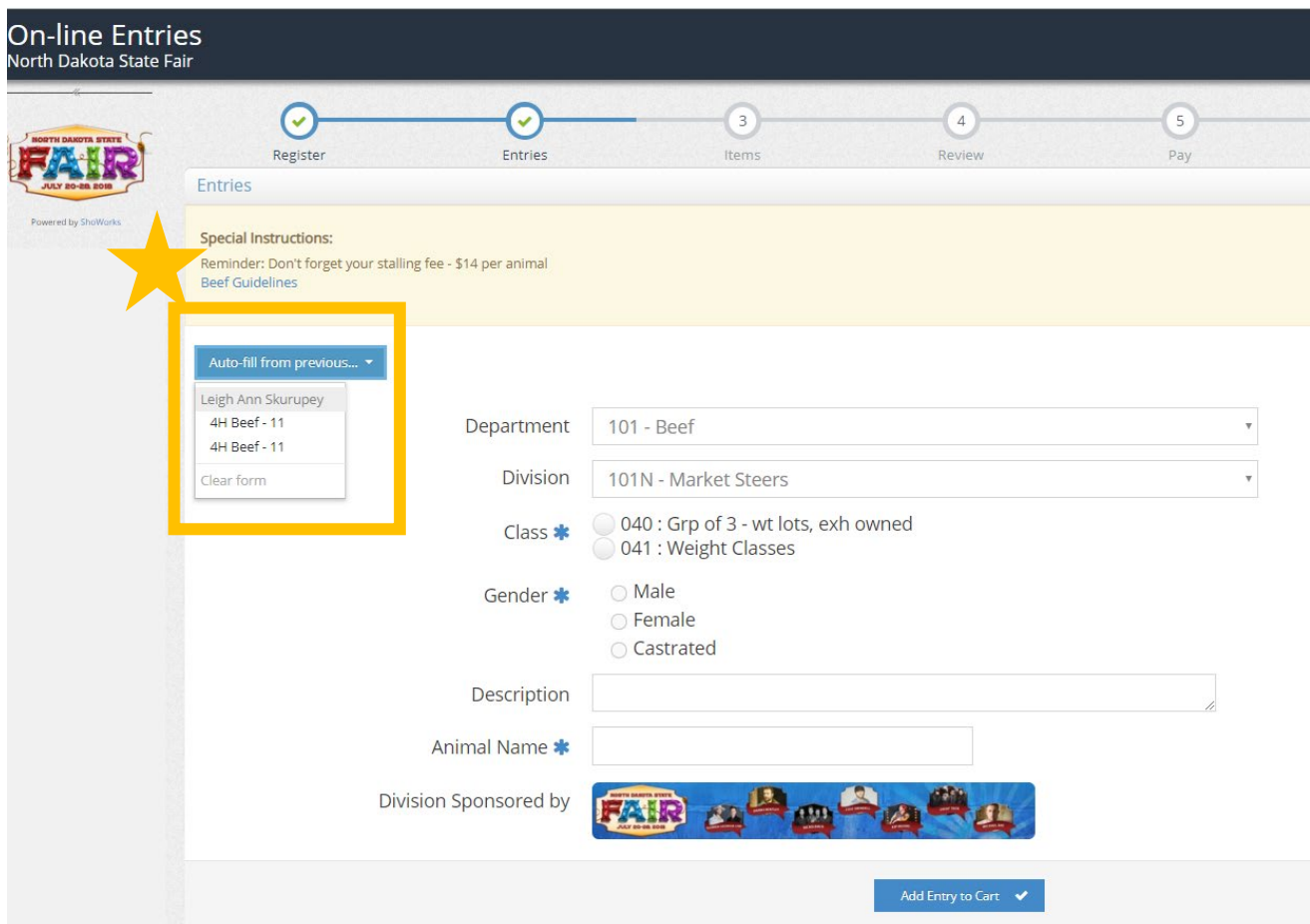


**STEP SEVEN:** Auto-fill from previous.

Once you select the division you desire, it will automatically jump to the next page. You will see in the *Special Instructions* to not forget about your **stalling fee**. You also have the opportunity here to click on the open show **beef guidelines** should you have a question.

You will see in the **left corner** a dropdown that states “*Auto-fill from Previous.*” Select that same animal you wish to register in your second division. Once you select the animal, it will automatically fill the information in with the animal you desire.

Once you have auto-filled the information in, **select the appropriate class and gender** and then you are ready to add this entry to your cart and move on to the next division.



On-line Entries  
North Dakota State Fair

Register Entries Items Review Pay

Special Instructions:  
Reminder: Don't forget your stalling fee - \$14 per animal  
[Beef Guidelines](#)

Auto-fill from previous...  
Leigh Ann Skurupey  
4H Beef - 11  
4H Beef - 11  
Clear form

Department 101 - Beef  
Division 101N - Market Steers  
Class \*  
 040 : Grp of 3 - wt lots, exh owned  
 041 : Weight Classes  
Gender \*  
 Male  
 Female  
 Castrated  
Description  
Animal Name \*  
Division Sponsored by  
Add Entry to Cart

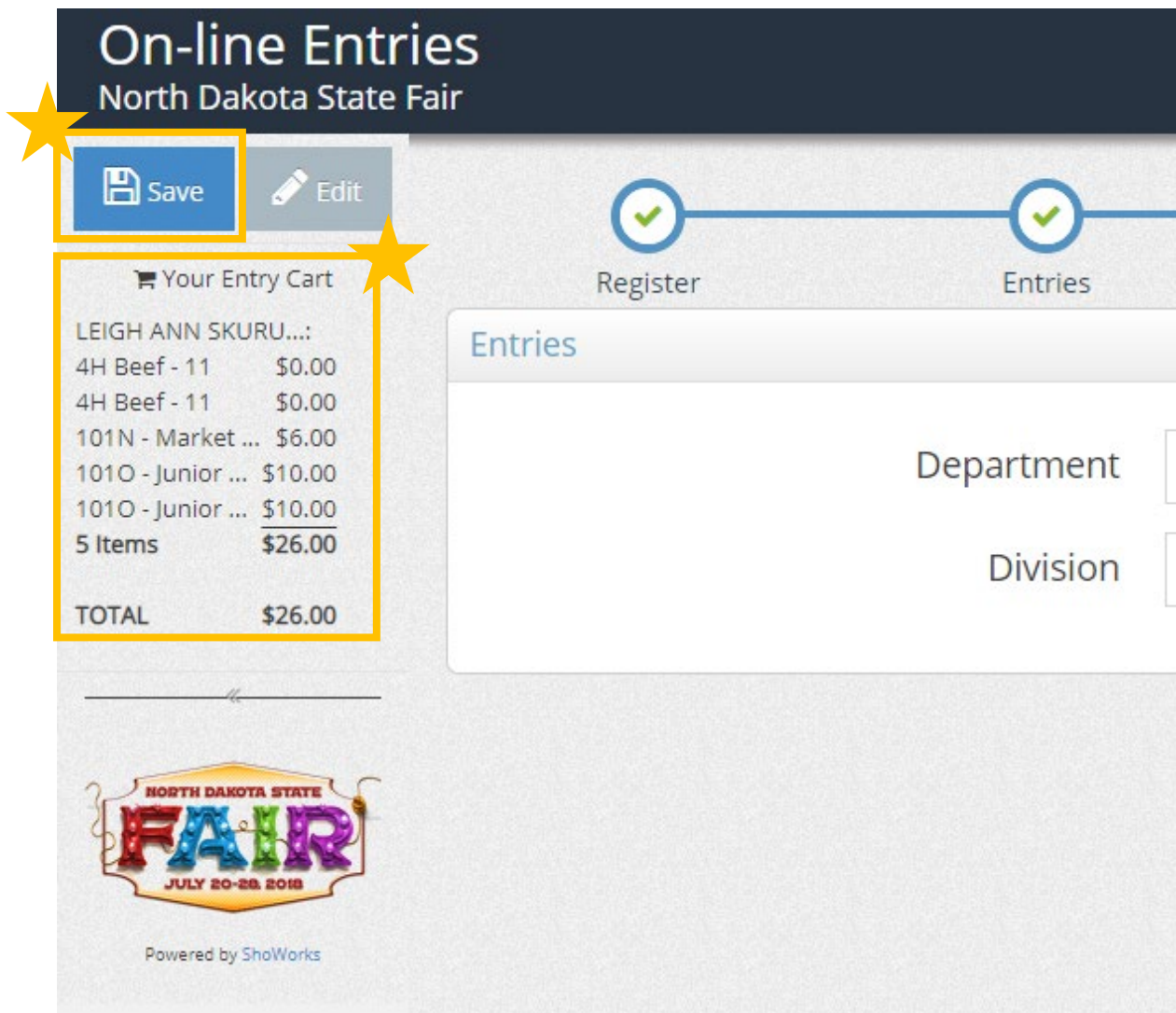
**STEP EIGHT:** Add THIRD entry to cart.

I will now repeat step **FIVE** by selecting the Beef Department one more time. Then I will select the next division desired, in this case I want Buba entered in the 101O – Junior Beef Show to show. Select the **Auto-Fill from previous** on the left hand side again to input all information.

From here you can add another animal, if your would like.

You can also **Save** what you have in the top left hand corner if you need to exit and come back (remember your password!).

You have the opportunity to also see what is in your **Cart** currently if needed.



**On-line Entries**  
North Dakota State Fair

**Save** **Edit**

Register **Entries**

**Entries**

Department [ ]  
Division [ ]

**Your Entry Cart**

LEIGH ANN SKURU...:	
4H Beef - 11	\$0.00
4H Beef - 11	\$0.00
101N - Market ...	\$6.00
101O - Junior ...	\$10.00
101O - Junior ...	\$10.00
5 Items	\$26.00
<b>TOTAL</b>	<b>\$26.00</b>

**NORTH DAKOTA STATE FAIR**  
JULY 20-28, 2018

Powered by ShoWorks



**ITEMS:**

Items is where you will choose additional quantities that you need, such as your gate pass, **stalls**, etc.

You will then progress forward from here to review your order and pay.


**On-line Entries**  
 North Dakota State Fair

Save Edit

Your Entry Cart

LEIGH ANN SKURU...  
 4H Beef - 11 \$0.00  
 4H Beef - 11 \$0.00  
 101N - Market ... \$6.00  
 101O - Junior ... \$10.00  
 101O - Junior ... \$10.00  
 5 Items \$26.00

**TOTAL \$26.00**



Powered by ShoWorks

Register
Entries
3
Review

**Additional Items**

**Choose Quantities:**  
 Type in the quantities for any items you wish to add, then click 'Continue'.

Fee Items	Amount	Qty	Total
4-H/FFA Season Gate Pass	\$10.00	1 + -	\$10.00
Adult Daily Gate Pass	\$10.00	0 + -	\$0.00
Adult Season Gate Pass	\$25.00	0 + -	\$0.00
Beef Stall	\$14.00	2 + -	\$28.00
Dairy Tack Stall	\$10.00	0 + -	\$0.00
Junior Daily Gate Pass	\$5.00	0 + -	\$0.00
Junior Season Gate Pass	\$15.00	0 + -	\$0.00
Livestock VP - July 19	\$5.00	0 + -	\$0.00
Livestock VP - July 20	\$5.00	0 + -	\$0.00
Livestock VP - July 21	\$5.00	0 + -	\$0.00
Livestock VP - July 22	\$5.00	0 + -	\$0.00
Livestock VP - July 23	\$5.00	0 + -	\$0.00
Livestock VP - July 24	\$5.00	0 + -	\$0.00
Livestock VP - July 25	\$5.00	0 + -	\$0.00
Livestock VP - July 26	\$5.00	0 + -	\$0.00
Livestock VP - July 27	\$5.00	0 + -	\$0.00

Reset Values Continue